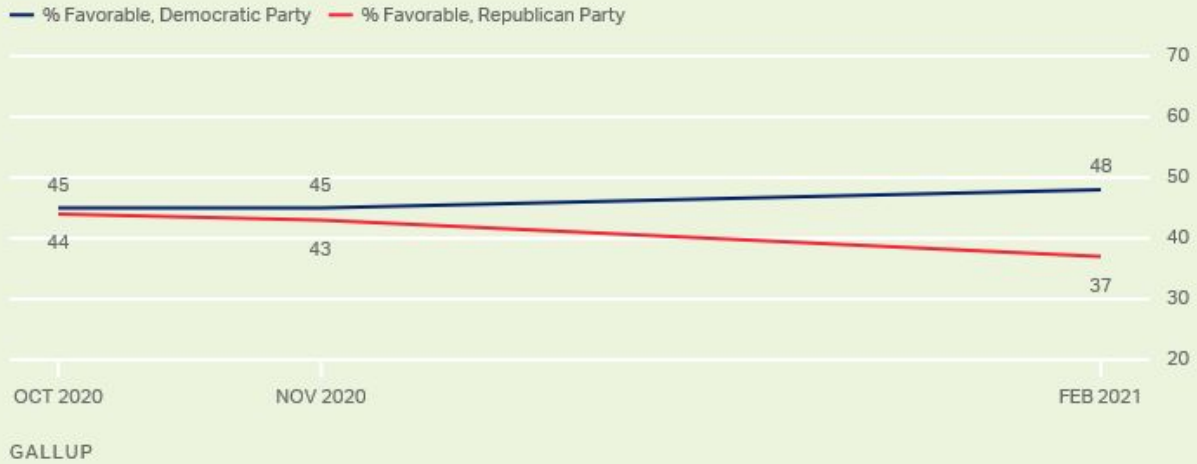


## Party Favorable Ratings, Recent Trend

Next, we'd like to get your overall opinion of some people in the news. As I read each name, please say if you have a favorable or unfavorable opinion of that person -- or if you have never heard of them. How about -- [The Republican Party / The Democratic Party]?



## Critical Analysis

1. In October 2020, right before the presidential election, Americans had roughly the same overall opinion of the Democratic and Republican Party. Since then, what has happened to party favorability ratings?
2. Why do you think Americans' positive opinion of the Republican Party has declined so much since November?
3. How do you think public opinion of the parties will change over the next few months?
4. How do you think the current impeachment trial will impact public opinion of political parties?
5. Describe how party affiliation has impacted the decline in the favorable rating of the GOP.\*
6. How will this gap in opinion of the Democrats and Republicans impact the ability of the Republicans in the 2022 midterm election?
7. Describe how this change in public opinion will impact the ability of President Biden to enact policy.
8. Describe the biggest gap in party favorable ratings over the past 30 years.\*
9. New presidents were elected in 1992 (D), 2000 (R), 2008 (D), 2016 (R), and 2020 (D). Explain how the President's party generally impacts party favorability?
10. How have the events of the past two months impacted your view of the parties?
11. Explain how party favorability ratings will impact the second Trump impeachment trial?
12. How much does the media impact public opinion of political parties?

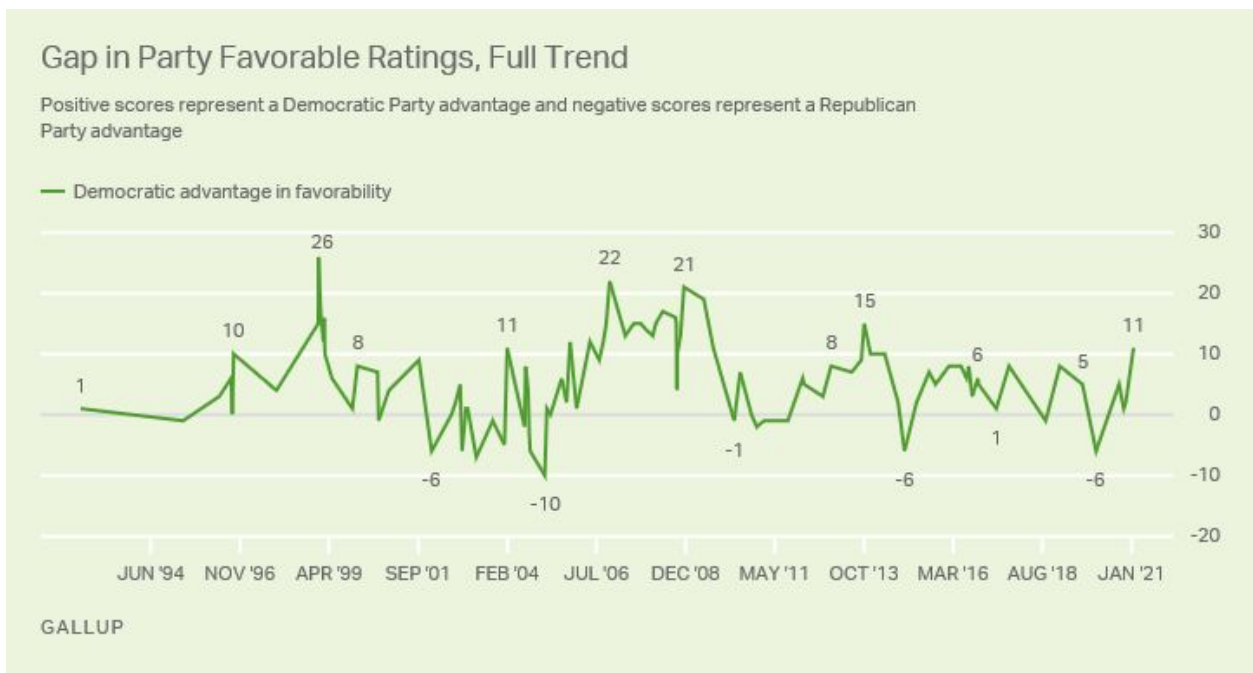
# Learning Extension

I can't get enough charts. Join me and all the beautiful people checking out the [Gallup charts and data on party approval](#).

# Action Extension

Contact [President Joseph Biden](#), share your pronouns, and tell him one thing he could do to improve his party's favorability.

# Visual Extension\*

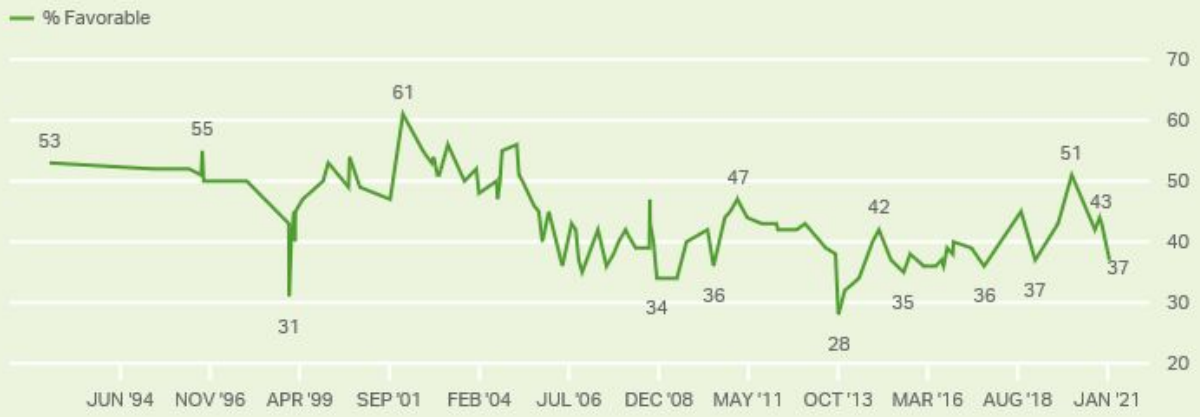


### Changes in Favorable Ratings of the Republican Party, by Party Identification

	November 2020	February 2021	Change
	%	%	Pct. Pts.
U.S. adults	43	37	-6
Republicans	90	78	-12
Independents	33	32	-1
Democrats	9	10	+1

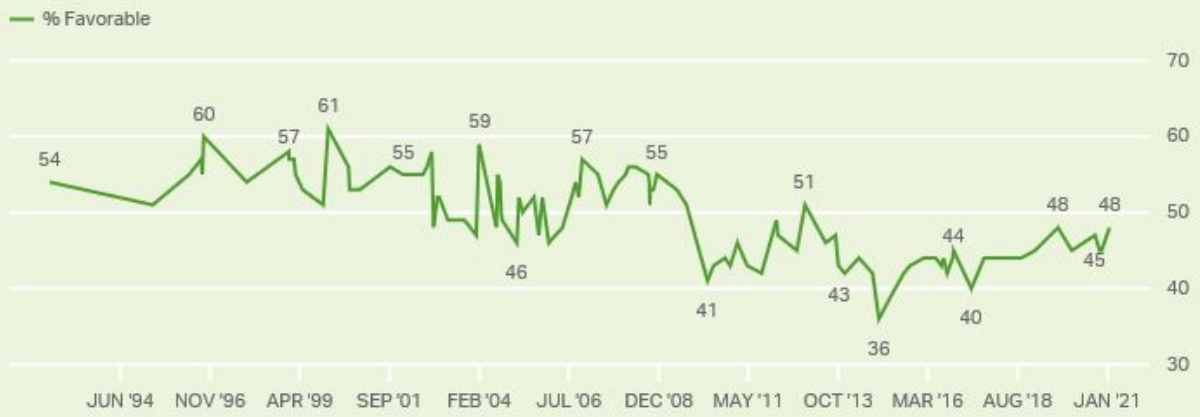
GALLUP

### Favorable Ratings of the Republican Party, Full Trend



GALLUP

### Favorable Ratings of the Democratic Party, Full Trend



GALLUP