


Gender breakdown of the 117th Congress



● Women ● Men

Source: The Hill analysis • Not all races have been called as of November 30, 2020.

 A Flourish election chart

Critical Analysis

1. How many female members will be in the 117th Congress?
2. What story does this chart tell about the current state of gender in congress?
3. In the [U.S](#) there are (barely) more females than males. Explain two reasons there are more Congressional seats held by males than females.
4. What are two specific consequences of that male over representation?
5. What do you imagine this [chart would have looked like in 1920, and in 1970](#)*?
6. For years there were equal numbers of female members of Congress from the Democratic and the Republican party. Is that true today?*
7. How do you explain this party gender divergence?*
8. How does the [race](#) compare to gender when it comes to equitable demographic representation in Congress?
9. Why do you think that is?
10. Explain whether racism or sexism has a stronger power in U.S. society and politics?
11. If Congress were minority-female today, describe three policy changes that would result from this demographic makeup.

12. Explain the impact did the #metoo movement and the Trump presidency had on the growing number of women in Congress?

Learning Extension

These great graphics by [The Hill](#) have the breakdown of the 117th Congress by race, gender, age, etc. And you can get the [Center for American Women and Politics](#)' full breakdown of females serving in the current 116th Congress.

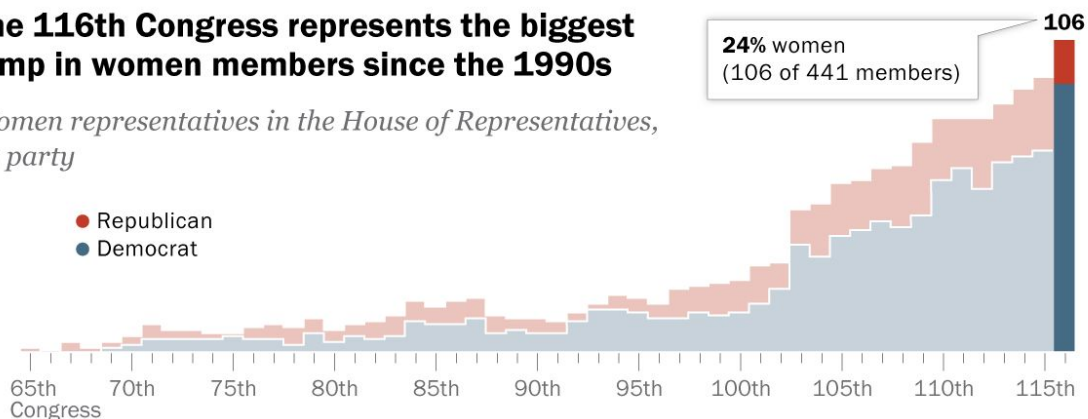
Action Extension

Examine the gender breakdown of your state and your state's congressional delegation. Share the results in class or online.


Visual Extension*

The 116th Congress represents the biggest jump in women members since the 1990s

Women representatives in the House of Representatives, by party



Sources: Biographical Directory of the United States Congress; U.S. House of Representatives, Office of the Historian; Women in the United States Congress, 1917-2014 (Congressional Research Service, Oct. 31, 2014); CQ Roll Call.

Pew Research Center 

Women Serving in the U.S. House of Representatives by Party

